

PROFESSIONAL ESD EQUIPMENT MANUFACTURER



ESD SYSTEM ENGINEERING SOLUTION EXPERTS

■ we not only offer products but also provide the full system solutions



ASIT ELECTRONICS TECHNOLOGY CO.,LTD

Asit Electronics Technology Co.,Ltd  
Office:Room 1502,No1,Kaiyue Jinling Apartment,JinDu Road 9,  
High and New Tech Development Zone, Suzhou City,Jiangsu,China  
TEL:18913772810  
Wechat:18351643119  
Web:www.asitesd.com  
E-mail:Sales@asitesd.com



ASIT is the workbench expert and ESD (Electronic Static Discharge) system solution designer in China. We have been providing the ESD protection solutions, industrial workspace furnitures and storage solutions to industries of Aerospace, Automotive, electronics manufacturing, laboratories in education, chemical industry, medical and healthcare, workshop & maintenance.

We are specialized in technical and ESD safe furnitures. We not only produce high quality industrial and ESD workbenches, but also have the best and experienced senior ESD engineers. We not only sell the products but also provide the solution for customers, and also help them to build the whole EPA (ESD Protection Area) and offer them professional EPA training. That's the reason why we are popular in China.

Over the years we've got so much good fortune to earn the repeat business of thousands of customers including some of the world's largest companies like Siemens, Honeywell, BlackBerry, Staubli, Iscar and AMETEK and etc. This is the first workbench company which is popular in so many famous compaines. We made it. Now we are ready to continuously offer the best services and products to you in world wide.

In order to meet the needs of the global market and offer customers better services, ASIT plans to set up offices in Europe and North America before 2018. We are specialized in providing reliable and complete solution of antistatic engineering system to the customers in the field of cutting-edge technology .

We are committed to providing the customers all over the world with world-class anti-static products and services!



## ASIT Technical & ESD Workbenches Features

**Best material:** durable steel structure, famous branded ESD laminated worktop.

**Open modular frame:** Modular accessories for a flexible configuration and economic option.

**Ergonomic design:** Adjustable structure for high productivity and low RMI (Repetitive Motion Injury) and fatigue

**Authoritative standards:** CE certified International ESD standards IEC-61340-5 – 1:2007; Support the third party BV test report

**Flexible price:** Free modular structure offer a flexible price depending upon your selection.

**Excellent ESD performance:** Permanent ESD coating and laminate worktop material.

## Our Customers





# CONTENTS

Standard Workbench



Industrail Workbench



Heavy Duty Workbench



Economic Workbench



Medium Duty Workbench



Towerline Workbench



Light Duty Workbench



Packing Table



Multi Transfer System



Classification Rack Series



Accessories of workbench



Smoke Cleaning Series



Roller Cabinet



Chair Series



ESD Trolley



ESD Shelving



● **ASIT ESD products are certificated by the international standard**

1. IEC-61340-5-1-2007 (Electrostatics Part 5-1: Protection of electronic devices from electrostatic phenomena)
2. EN ISO 12100:2010 (Safety of machinery – general principles for design – risk assessment and risk reduction)
3. EN60204-1:2006+A12009+AC:2010 (Safety of machinery – electrical equipment of machines)

What is ESD

● Electrostatic discharge (ESD) is the sudden flow of electricity between two electrically charged objects caused by contact, an electrical short, or dielectric breakdown; A buildup of static electricity can be caused by tribocharging or by electrostatic induction.

ESD Damage

ESD can cause a range of harmful effects of importance in industry.

- 1st. gas, fuel vapour and coal dust explosions,
- 2nd the failure of solid state electronics components such as integrated circuits and damages the sensitive electronic devices, nearly half of all failures by EOS (Electrical Over Stress) / ESD.

ESD Workbench in Electrostatic Protective Area (EPA)

Workbench is widely used in the electronics industry because it is the most frequently used equipment in electronics assemblies. That's why the static electricity guiding of the workbench is the one of the key elements for any ESD protected area that can be provided by the ESD workbench.

Don't use a conductive workbench to guide the static electricity to earth

- The conductive surface will short out any connections making operation and testing of the circuit impracticable.
- The conductive surface will provide a low impedance discharge path that will give a very rapid discharge, resulting in high currents flowing and possible damage to the circuitry.
- A further reason for having a high resistance dissipative surface rather than a fully conductive surface is that of safety. If high voltage is present in a system, then accidentally touching a conductive work surface and a high voltage source can be dangerous.

Why shouldn't use an ESD rubber mat on a normal workbench?

- The static will fail to discharge to ground if any problem occurs in the only wire that connected with ESD mat.
- The ESD mat can not discharge static which is produced on other parts of workbench or anything placed on workbench such as the tools, chips and test equipments, the static may accumulate there.
- ESD mat usually made by rubber or PVC, poor wear resistant, easy to age and short using life. The high temperature tin slag and welding gun can damage the mat.

An ESD workbench should have a static dissipative working surface for the correct ESD environment. The key to operate the ESD work bench is an ESD protective work surface that should have a resistance value between the  $1.0 \times 10^6$  and  $1.0 \times 10^9$  ohms.

What is the work surface of ASIT ESD workbench?

Table top

Detail ESD Workbench's table top uses the best ESD laminating from Wilsonart in which the resistance value is  $1.0 \times 10^6$  and  $1.0 \times 10^9$  ohms and fireproof for soldering works,

Other working surface:

- Shelves: Detail ESD shelves has two kinds of the materials. The metal shelves are processed by permanent ESD powder coating; and the another material is the same as the table top – ESD laminating.
- Metal working surface: Detail use the special durable ESD powder painting that is anti-scratch with the ideal resistance of  $1.0 \times 10^6 < 1.0 \times 10^9$  ohms

**Different sizes are available:**

The workbench can adopt different structure and meet all customers' requirements

M(Length:1200mm)



**DTA101**

2M(Length:1530-1830mm)



**DTA102**

3M(Length:2280mm)



**DTA103**

**All accessories are modular designed for various needs of all industries.**

**Workbench Standard length:1200/1530/1830/2280mm; width:600/750/900mm.**

**Customized service is also available.**



**DTA104**

- Allowed all kinds of functional accessories to mount on workbench
- Easy to get a configuration to meet customer's own need
- Economic options to add more functions to instead of buying another workbench
- Knock down structure offers a cheap shipment cost
- Knock down structure offers easy relocation and transportation



**Summary**

- Standard workbenches have elegant appearance with the L shape table legs, Worldwide popular design and standard workbench are height adjustable in manual and motorized version.
- Standard base frame = L table legs + back panel + crossbeam, disassembly structure
- Height Adjustable range: 670-1120mm; Manual & electrical motor adjustment are available
- Weight loading: Manual adjustment support, Static loading:500kg, Dynamic loading:300kg; Electrical motor adjustment support: Static loading:100kg, Dynamic loading:80kg
- All standard base frames can be equipped with casters to create mobile workstation solutions.
- All kinds of standard workbench have ESD type



**Basic Workbench - Standard**

ASIT basic ESD workbench is the best choice for the simple and economic working requirements. ESD workbench adopts the material of cold rolled steel and modular design that allows to expand various configuration.

Basic ESD workbench can be extended side-by-side, back-to-back for different configuration like Corner workbench and U shaped workbench .

Basic ESD workbench are sorted according to different structure :

Electrostatic Dissipative version (ESD) are available

ESD parameter : worktop  $10^6-10^9$  Ohm; other part  $10^6-10^9$  Ohm

Manual height adjustable are available , adjust from 670mm to 1120 mm



**DTA105**



**DTA106**



**DTA107**



**DTA108**



### Motorized Workbench - Standard

- Motorized workbench can equip the Electric motor to adjust the worktop to any height from 26.5" to 44" by up/down button and the height can be read on LED display.
- Electric adjustment workstation can allow all physical size operators to change the work surface to get a comfortable ergonomics working posture to reduce the RMI (repetitive motion injury) in daily work.
- Four-position height can be programmed into memory by LED control panel for several frequently operators.
- Loading capacity – 700 lbs
- Motor and control box are UL and CE approved



- Rise with up button " ^ "; Fall with the down button " v "
- Release the button when getting to the height you want
- Height memory - Press "S" first, and then press "1,2,3,or 4" button to store the height, in order to increase the service life, please do not press the up and down button more than 3 minutes



### Double Workbench - Standard

Double ESD workbench is usually used to separate the space to several columns for different working area and maximize the working position, it also makes the users to work together in an ergonomic and collaborative environment.

ASIT ESD Workbench adopts structural steel frames with double sided slots, so that it allows worktop and accessories to be shared. And double sided slots mount on upright frame to get a workbench double configuration easily and efficiently.

The great ergonomic design allows the users to get a comfortable position by adjusting every accessory, even the users who have different body sizes and work in face to face position. It is the most appropriate for lab, technical, assembly, and other sensitive work in which the customized storage and features are required.





**Corner Workbench**

Corner ESD workbench is a better solution to enlarge the working space for the angled work area. It can help you to increase the usable space of your room, especially the inch which you want to

The corner workbench can be equipped with various shelves and storage system to optimize its productivity and organization

ASIT design and production team can offer any kinds of corner ESD workbench to fit your own layout.

Corner workbench are sorted according to different structure  
 Electrostatic Dissipative version (ESD) are available  
 ESD parameter : worktop 10<sup>6</sup>-10<sup>9</sup> Ohm; other part 10<sup>6</sup>-10<sup>9</sup> Ohm  
 Manual height adjustable are available , adjust from 670mm to 1120 mm



**Multi Workbench**

ASIT multi ESD workbench adopts structural steel frames and all accessories are modular designed that allow the work surface and functional accessories to mount on. So it builds a flexible ,comprehensive, functional workstation for various needs. Detail multi workstation can combine the solution of storage, display, operation, lighting and power supply together for easy and high-efficiency working.

You can design your workstation configuration by choosing different functional accessories, and it can fit your needs perfectly.

Electrostatic Dissipative version (ESD) are available  
 ESD parameter : worktop 10<sup>6</sup>-10<sup>9</sup> Ohm; other part 10<sup>6</sup>-10<sup>9</sup> Ohm  
 Manual height adjustable are available , adjust from 670mm to 1120 mm  
 Standard Laminate(Gray color for ESD version)





**Heavy Duty Workbench**

ASIT Heavy-Duty Workbench adopts square column steel legs for unparalleled strength and stability. Height adjustable type is available

height of adjustable range :730-1200mm, static loading:800kg

height of fixed workstations:770mm, static loading:1000kg



Fixed heavy duty table frame



Adjustable heavy duty table frame



DTA119



DTA120



DTA121



DTA122



DTA123



DTA124





Medium Duty Workbench



DTA125

- Table support legs + back panel + cross beam = medium duty table support set, convenient for dismounting
- Fixed height: 760mm
- Static loading: 500kg, dynamic loading: 300kg
- All the medium duty workbenches could add ESD castors to enhance the loading ability and strengthen the metal castors.



DTA126



DTA127



DTA128



DTA129





ESD Light Duty Workbenches



DTA130

- Light duty table legs + back panel + cross beam = light duty table support set, convenient for dismounting
- Fixed height: 760mm
- Static loading: 500kg, dynamic loading: 300kg
- All the light duty workbenches could add ESD castors to enhance the loading ability and strengthen the metal castors.



DTA131



DTA132



DTA133



DTA134





Industrial Workbench



DTA135

- Industrial workbench use cold rolled steel with thickness 2.0mm,Weight loading:1000-2000KG
- Choose different components to add the workbench function
- Table top could accept thickness 30mm or 50mm



DTA136



DTA137



DTA138



DTA139



DTA140



DTA141



The economic workbench adopts the classic design and simple structure. The steel tube frame can be processed easily and quickly, which saves the cost from production. Suitable for wide range of industrial use includes the technical, manufacturing, medical.

Electrostatic Dissipative version (ESD) is available

ESD parameter : worktop 10<sup>-10</sup> Ohm; other part 10<sup>6</sup>-10<sup>9</sup> Ohm

Standard Laminate(Gray color for ESD version)



DTA142



DTA143



DTA144



DTA145



DTA146



DTA147



Aluminum workbench with a lighter material, which can greatly reducing their own weight, improve the transport and handling.

1. Aluminium profiles are provided with longitudinal grooves which can be used in conjunction with connecting elements and can also perform a whole range of additional functions.

2. Aluminium Profile workbenches is ideally suitable for fast working culture in manufacturing and assembly

3. Aluminium frame workbench can be packed and sent in dismantle provided with assembly instruction manuals which leads to save transportation / shipping cost



DTAL1




DTAL2



DTAL3



DTAL4



DTAL5



DTAL6




The Tower workbench adopts the structure of table supporter together with the double slotted upright frame, that allows work surface or optional accessories to be mounted on either side or anywhere along columns, and to adjust on upright frame easily. The workbench is available for both the single sided and double sided stations. Extension and corner frames are also available


Tower workbench loading — 300kg

Electrostatic Dissipative version (ESD) is available

ESD parameter : resistance  $10^6$ - $10^9$  Ohm



DTA148




DTA149



DTA150-1



DTA151



DTA152



DTA153





The packing table is used in industries such as electronics, clean rooms, military, paper roll holders, shelves, and other accessories according to your needs. And it is easy to assemble.

ASIT experienced engineers can offer the customized packing table according to the sizes, structures and accessories. We offer you the high-productivity, effective packing condition.



DTA154



DTA155



DTA156



DTA157



Most of the customers have different requirements and layout for their work space. The customized ESD furniture can offer all kinds of possibilities and options to solve this problem perfectly. ASIT professional designers could regard your idea to our flexible production, then realize the practical and unique function by communicating with you timely and effective.



DTA158



DTA159



DTA160







DTA161



**Flexible Rail Line**


ASIT conveyor workbench line composes of different kinds of modular units such as the ball transfer, skate roller track and the belt. The workbench line can connect the different working position together and flow the bulk materials to increase the productivity. Usually it is used for assembly industry. The workbench can be combined side by side and back to back into different configurations for different layout and working purpose. With adding the roller track and transportation mechanism, the workbench set can flow materials to the next position for different processes.



**First in First out System**

- FIFO shelf is an indispensable equipment in storage and distribution system. The unique structure can make the material follow the order of first in first out, so that it can save the space and improve the efficiency.

Part No.	TFR218121	TFR218122	TFR21813	TFR21814	TFR21815	TFR21816	TFR21817	TFR21818	TFR21819
Frame height(mm)	1800	1800	1800	1800	1800	1800	1800	1800	1800
Roller rail(mm)	1200	1200	1200	1200	1200	1200	1200	1200	1200
width(mm)	1050	1050	1050	1050	1050	1050	1050	1050	1050
Rail Qty(Pcs)	4、3、2	4、3、2	4、3、2	4、3、2	4、3、2	4、3、2	4、3、2	4、3、2	4、3、2
Weight loading(Kg)	300	300	300	300	300	300	300	300	300





### Roller Conveyor working system

- ASIT workbench can be equipped with the roller conveyor to provide efficient and economical material handling solution. The light, medium, and heavy duty models are available and suit for wide carrying capacity. Popular for transportation and storage of logistics, factory and warehouse.
- Power roller conveyor with powered rollers is used to convey the load. The rollers are powered by chains.
- Size: 200, 300, 400, 500, 600mm
- Roller Diameter : 38, 50.6, 60mm
- Radius of the rail line: R600, R900



### Belt Conveyor working system

- Belt conveyors are the most economical powered conveyor and thus are used in many different industrial applications.
- The modular drum motor belt is the power device which is installed in a small space. Easy to assemble & disassembled and ship.
- Smooth and noiseless delivery for lowering damage and quieting working environment
- Optional belt material: Rubber, Canvas, PVC, PU ; ESD belt has resistance  $10^8 - 10^{10}$  Ohm
- Width: 200, 300, 400, 500, 600, 700, 800, 900, 1000, 1200mm
- Radius of rail line: R600, R900







Accessories

ASIT workbench adopts the open modular frame and accessories.

- Modular accessories help customers to get a flexible workbench configuration according to their own need.
- The modular accessories can offer a economic option to add accessories in the future
- The modular accessories can offer a flexible price depending on your selection.

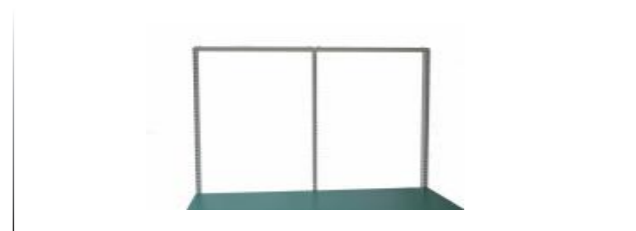
Upright Frame

- For mounting accessories to benches

M Upright Frame					
Width	Hight	870 series	1100 series	1359 series	1600 series
M750		720×550	720×750	720×1039	720×1280
M900		870×550	870×750	870×1039	870×1280
M1200		1170×550	1170×750	1170×1039	1170×1280



M Upright Frame					
Width	Hight	870 series	1100 series	1359 series	1600 series
2M750		2×720×550	2×720×750	2×720×1039	2×720×1280
2M900		2×870×550	2×870×750	2×870×1039	2×870×1280



M Upright Frame					
Width	Hight	870 series	1100 series	1359 series	1600 series
3M750		3×720×550	3×720×750	3×720×1039	3×720×1280



Back Panel

- Mount on upright accessory frame
- Back panel
- Perforated panel with 10 mm perforations for hanging tool hooks
- Louvre blade panel for hanging bins
- Gray and blue are available

Part NO.	Part Name	Size(mm)
TFC38082	Back panel M750×240	750×240
TFC38085	Back panel M750×390	750×390
TFC38092	Back panel M900×240	900×240
TFC38095	Back panel M900×390	900×390
TFC38125	Back panel M1200×390	1200×390




Part NO.	Part Name	Size(mm)
TFC38185	perforated back panel M750×240	750×240
TFC38195	perforated back panel M750×390	750×390
TFC38126	perforated back panel M900×240	900×240
TFC38285	perforated back panel M900×390	900×390
TFC38295	perforated back panel M1200×390	1200×390



Part NO.	Part Name	Size(mm)
TFC38385	louvre back panel M750×240	750×240
TFC38395	louvre back panel M750×390	750×390
TFC38325	louvre back panel M900×240	900×240
TFC38485	louvre back panel M900×390	900×390
TFC38495	louvre back panel M1200×390	1200×390



Part NO.	Part Name	Size(mm)
TFC38496	perforated + louvre blade back panel	1200×390



Light Rail

- Mount on upright accessory frame
- For installing different kinds of Light or hanging-type ion fan,
- electric fan
- Loading:15kg

Part NO.	Part Name	Size(mm)
TFC91203	Slant Angled light rail 1200	1200×600
TFC91503	Slant Angled light rail 1530	1530×600
TFC91803	Slant Angled light rail 1830	1830×600
TFC92203	Slant Angled light rail 2250	2250×600

Slant Angled light stand



Right Angled light stand



Part NO.	Part Name	Size(mm)
TFC93001	ESD monitor back panel M750×390	750×390
TFC93002	ESD monitor back panel M900×390	900×390
TFC93003	ESD monitor back panel M1200×390	1200×390



Lights

- LED Light 2\*14W.90-250V
- LED magnifying lamp, 220V, φ125mm, 6W 8×magnification

Part NO.	Part Name	Size(mm)
TFC94001	LED light	900
TFC94002	LED light	1200
TFC94003	LED magnifying lamp	1000

LED light



LED Magnifying Lamp





## Accessories

### Antistatic Steel Shelf

Mount on upright accessory frame

- Height adjustable
- Available to install horizontally or can be with angle of 20 degree assembled
- Weight loading:50kg

Part No.	Part Name	size (mm)
TFC10753	Steel shelf M750x300+bracket	750x300
TFC10903	Seel shelf M900x300+bracket	900x300
TFC11203	Steel shelf M1200x300+bracket	1200x300
TFC10755	Steel shelf M750x400+bracket	750x400
TFC10905	Steel shelf M900x400+bracket	900x400
TFC11205	Steel shelf M1200x400+bracket	1200x400

### Antistatic laminate shelf

Mount on upright accessory frame

- For placing medium equipment
- Shelf made of ESD Laminate MDF board.
- Lipped side and front edge available
- Load capacity 50 or 100 kg

Part No.	Part Name	size (mm)
TFD00832	ESD Laminate shelf+ bracketx2	765x380
TFD00932	ESD Laminate shelf+ bracketx2	915x380
TFD01232	ESD Laminate shelf+ bracketx2	1200x380
TFD01533	ESD Laminate shelf+ bracketx3	1530x380
TFD01833	ESD Laminate shelf+ bracketx3	1830x380
TFD02233	ESD Laminate shelf+ bracketx4	2280x380

### Antistatic Adjustable Shelf

Mount on upright accessory frame

- For placing medium equipment
- Shelf made of cold rolled steel.
- Continuous adjustment for height and angle 0-25 degree
- Lipped front edge
- Load capacity 50 or 100 kg

Part No.	Part Name	size (mm)
TFC60187	Adjustable shelf M750+single bracket	750x650
TFC60197	Adjustable shelf M900+single bracket	900x650
TFC60287	Adjustable shelf M750+double bracket	750x650
TFC60297	Adjustable shelf M900+double bracket	900x650

### Antistatic Divider Plate


- Placing on steel shelf or tabletop shelf, for classifying documentation

Part No.	Part Name	size (mm)
TFC20030	Divider Plate (pair)	300
TFC21040	Divider Plate (pair)	400

### Cable Ducts

- Designed for hiding wires and cables
- Fasten between uprights on the backside
- Includes a backstop

Part No.	Part Name	size (mm)
TFC70885	Cable ducts M750	750x360
TFC70895	Cable ducts M900	900x360



### Antistatic Suspension Rail

Mount on upright accessory frame

Suspension rail for picking Bins

Cold rolled steel profile for stacking and picking bins

- Can be installed horizontally or can be 20 degree angle assembled
- Weight loading: 30kg

Part No.	Part Name	size (mm)
TFC48075	Suspension Rail M750	M750
TFC48090	Suspension Rail M900	M900
TFC48120	Suspension Rail M1200	M1200

### Antistatic Adjustable Suspension Rail

Mount on upright accessory frame

Suspension rail for picking Bins

- Angle adjustable range: 20 degree
- Weight loading: 30kg

Part No.	Part Name	size (mm)
TFC48081	Adjustable suspension rail M750	M750
TFC48091	Adjustable suspension rail M900	M900
TFC48121	Adjustable suspension rail M1200	M1200

### Keyboard Tray

- Strong, Stable and durable, with double ball bearing slides
- Weight loading: 10kg

Part No.	Part Name	size (mm)
TFC81263	Plastic tray + standard slide	560x250
TFC81264	Steel tray + heavy duty slide	600x300
TFC81265	Advanced key board tray	640x250

### Host Computer Stand

- For placing different kinds of host computer
- Width adjustable,
- Hanging type
- Floor-type , can be used with wheel
- Weight loading: 30kg(hanging-type),50kg(floor-type)

Part No.	Part Name	size (mm)
TFC80055	Hanging type	(180-225) x400x50
TFC80152	Floor-type	(130-210) x400x120
TFC80153	Advanced hanging type	140-240*300-500

### Antistatic Foot Rest

- Ergonomics designing, comfortable and durable

Part No.	Part Name	size (mm)
TFC82535	Steel Adjustable foot rest	600*350*65-300
TFC83535	Floor-type wooden foot rest	500*350



**Antistatic Document Stand**

- Mount on upright accessory frame
- Document stan A3,A4 with swivel arm
- Epoxy powder coated steel
- Weight loading:15kg

Part NO.	Part Name	Size(mm)
TFC50293	Swivel with document stand A4	290×330
TFC51293	Double swivel with document stand A4	290×330
TFC50423	Swivel with document stand A3	418×330
TFC51423	Double swivel with document stand A3	418×330



**Loose-leaf Folder**

- Mount on upright accessory frame
- With 10 pages of loose-leaf,angle is adjustable


Part NO.	Part Name	Size(mm)
TFC50206	Swivel with document stand	240×320
TFC50207	Double swivel with document stand	240×320



**Antistatic Tool Plate**

- Mount on upright accessory frame
- For hanging hooks and tools,could move horizontally
- Weihit loading:15kg

Part NO.	Part Name	Size(mm)
TFC52293	Swivel with tool plate	290×330
TFC53293	Double swivel with tool plate	290×330



**Bin container**

- Mount on upright accessory frame
- For placing different size of plastic container,could move horizontally
- Weight loading:15kg

Part NO.	Part Name	Size(mm)
TFC54621	Swivel with Shelf	550×185×125
TFC55621	Double swivel with Shelf	550×185×125



**Container Store Cabinet**

- Mount on upright accessory frame
- For placing different size of plastic container,could move horizontally
- Weight loading:15kg

Part NO.	Part Name	Size(mm)
TFC56052	Bin container+Bin rail*3pcs	530×180×350
TFC56152	Bin container+layer shelf*3pcs	530×180×350



**Antistatic Side Plate**

- Mount on upright accessory frame
- For hanging monitor,could move horizontally
- Weight loading:40kg

Part NO.	Part Name	Size(mm)
TFC50201	Side plate(on left)	400×500
TFC50202	Side plate(on right)	400×500

**Monitor shelf + Keyboard tray with arm**

- Mount on upright accessory frame
- For hanging monitor,keyboard is alternative,could move horizontally
- Durable bracket for LCD-monitor
- Single or Double joint arm, freedom of movement
- Weight loading:40kg

Part NO.	Part Name	Size(mm)
TFC07503	Monitor shelf+Keyboard tray	500×200×430mm

**Screen Display Rack with Arm**

- Mount on upright accessory frame
- For placing flat plate display, size of the hole:75\*75mm/100\*100mm
- Weight loading:40kg

Part NO.	Part Name	Size(mm)
TFC57201	Screen monitor rack	120×120

**Tooling turning table**

- For assembling and repairing products,easy to operate,could rotate with 360 degree
- Weight loading:30kg

Part NO.	Part Name	Size(mm)
TFC83040	Tooling turning table	400
TFC83050	Tooling turning table	500

**Industrial Bench Vice**

- Common fixture,jaws is exchangeable,also for round parts
- Width of jaws is 100mm,125mm,150mm,200mm

Part NO.	Part Name	Size(mm)
TFC85004	4 inch Bench Vice	100
TFC85005	5 inch Bench Vice	125
TFC85006	6 inch Bench Vice	150
TFC85008	8 inch Bench Vice	200





**Plastic Bins**

- ESD bins with black color
- Normal bins with red,yellow,blue color; size could choose

Part NO.	Part Name	Size(mm)
TFC18121	ESD black bins	100×160×70
TFC18122	ESD black bins	135×200×90
TFC18123	ESD black bins	157×235×122
TFC18124	Small normal bins	105×140×75
TFC18125	Middle normal bins	105×190×75
TFC18126	Large normal bins	140×220×125



**Cutter for packing table**

- Often use on packing table, cut bubble wrap and packing paper

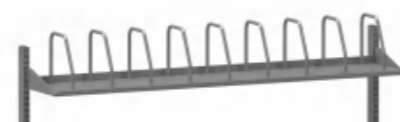
Part NO.	Part Name	Size(mm)
TFC5312	Cutter	M1500
TFC5313	Cutter	M1800



**Carton storage for packing table**

- Shelf with divider to storage the paper carton

Part NO.	Part Name	Size(mm)
TFC6214	Carton storage	M1500×225
TFC6215	Carton storage	M1800×225



**Wheels**

- Baseplate fixation and screw rod fixation for wheels
- Has brake and different weight loading

Part NO.	Part Name	Size(mm)
TFC7032	Swivel with Shelf	100
TFC7033	Double swivel with Shelf	133.33



**Wrist strap with ground**

- wrist strap and smart wrist strap can be chosen

Part NO.	Part Name	specification
DTA21009	wrist strap with ground	length of line: 3m, 1 billion Ohm
DTA21010	smart wrist strap with ground	length of line: 3m, 1 billion Ohm



**Spring Balancer**

- Hooking the electric screw driver

Part NO.	Part Name	specification
DTG90811	Spring Balancer	1.5 ~ 3.0kg
DTG90812	Spring Balancer	3.0 ~ 5.0kg



**Suspension Cabinet**

- cabinet hang on the frame with shelf to put tools

Part NO.	Part Name	Size(mm)
DTA22001	suspension cabinet	734*255*900
DTA22002	suspension cabinet	894*255*900



**Suspension Cabinet**

- cabinet hang on the frame with shelf to put tools

Part NO.	Part Name	Size(mm)
DTA22003	suspension cabinet	1155*400*400
DTA22004	suspension cabinet	1485*400*400
DTA22005	suspension cabinet	1785*400*400







**Electricity & Gas Systems**

System of 3 phase 4 wires 380V,220V,110V AC power and 48V,24V DC power can be added in.

Many kinds of switch, Sockets(European, American,U.K,Australian and other standards)

Leakage protector, compress air system, air gauge, voltmeter, ethernet cable connector and etc. ant be added in double sided power system rail can be used for back-to-back type benches for saving cost.

Part NO.	Part Name	Size(mm)
TFK20752	Power channel M750	720×60×100
TFK20902	Power channel M900	870×60×100
TFK30752	Double-sided over channel M750	720×140×100
TFK30902	Double-sided over channel M900	870×140×100
TFK50752	Slant Power channel M750	720×60×100
TFK50902	Slant Power channel M900	870×60×100



**Table Tops Series**


**Laminate Antistatic Table Top**

- Tabletop is made of HDF which is ESD laminate.
- Fireproof, antistatic, wearable
- Top and bottom layers are ESD laminate both to give the shortest path for discharging

- Thickness of the table tops: 25mm and 50mm
- Side edge sealling color: grey,yellow,black

Part NO.	Part Name	Size(mm)
TFD18106	ESD Table top	1000×600
TFD18126	ESD Table top	1200×600
TFD18156	ESD Table top	1530×600
TFD18158	ESD Table top	1530×750

Part NO.	Part Name	Size(mm)
TFD18159	ESD Table top	1530×900
TFD18188	ESD Table top	1830×750
TFD18189	ESD Table top	1830×900
TFD18228	ESD Table top	2280×750



**Heavy Duty Table Tops**

- Optional types: steel covered top,PVC compound top,Macromolecular wear resistant table top, beech wood table top,stainless steel table top
- Thickness of top is 25mm/30mm/50mm

**Fireproofing table top**



- ESD &Non-ESD type
- Fireproof and wear resistant
- Side edge sealling color: grey,yellow,black
- Suitable for the common working requests

**Stainless steel table top**

- Covered with 1.0mm or 1.2mm thickness stainless steel.
- Hard,High Impact,wear resistant
- Suitable for dust proof and clean room use

**PVC compound top**

- Covered with 2mm thickness ESD PVC material
- Soft,buffering
- Suitable for testing, packaging, assembling, debugging and inspecting



**Macromolecular wear resistant table top**


- Covered with 2mm thickness macromoleoular material.
- Resistance of acid,alkalinity,oil and high impacted.
- Suitable for bench-vice production,bench vice could be installed on the yop

**Beech wood Table top**

- Jointed with beech wood
- Hard,High Impact
- Suitable for bench-vice production,bench vice could be installed on the yop

**Epoxy resin table top**

- Various forms.
- Easy to cure.
- Strong adhesion.
- Low contractility.
- Mechanical properties





### Drawer Unit Series

- Installed on the workbench with drawer bracket
- Single drawer with drawer cabinet together, totally with locker
- Size: 372x576x470mm; Height of the first layer: 120mm, Height of the second layer:320mm
- Gray color or blue color



- Installed on the work table with drawers bracket
- Drawer with three ball-bearing slides,can be pulled out 100%
- Evenly loading,bearing capacity of unit:35kg

Part NO.	Part Name	Size(mm)
TFH23701	Single Layer Drawer	370×486×195
TFH23702	Double Layer Drawer	370×486×346
TFH23703	Triple Layer Drawer	370×480×500



### Antistatic Movable Cabinet

- With four antistatic wheels,MV3 can be equipped with heavy duty antistatic wheel
- Drawer with three ball-bearing slides,can be pulled out completely
- Evenly loading,bearing capacity of unit:35kg

Part NO.	Part Name	Size(mm)
TFH06401	Antistatic Movable Cabinet MV3	370*585*640
TFH06402	Antistatic Movable Cabinet MV2	375*585*590
TFH06403	Antistatic Fixed Cabinet MV3	370*585*735





### Tool Cabinet Series

- Tool cabinet with high-capacity and good bearing, is safe and convenient, accurate and efficient access
- Each tool cabinet is equipped with safety buckle, to avoid that drawer accidentally slip out in handling or vibrations
- With supports and strengthening structure, is made of high qualified steel plate, strong and durable
- Drawers adopting professionally special guide rail, with good bearing, can push in and pull out smoothly with full load
- Single rail, or double-track rail configuration is available for the same tool cabinet
- The central safety lock can lock all drawers with one key
- Full width of alloy handle, with the changeable label, is convenient for management and classification
- Special bottom support is optional for the tool cabinet, convenient to move
- Basket with oil pads is optional for the top of the tool cabinet, protecting the top and the items
- Classification box and partition are optional for tool cabinet drawer, convenient for classification management, taking good advantage of the space



### Tool Drawer Cabinet



• 411W×572D×380H

- Central lock design, lock all drawers with one key

- drawer can be pulled out 90%, 80kg weight loading.



- Adopting special guide rail, with good bearing, smoothly with full load, long useful life.



- Drawer has internal slots, 20mm between two slot, use to separate the drawer space.

- Adopting special guide rail, with good bearing, smoothly with full load, long useful life.

- Cabinets are equipped with ABS safety buckle, to avoid that drawer accidentally slip out in handling or vibrations



**Tool Cabinet**

- Mainly used for material and tool classification, apply to all kinds of tools, parts, convenient of access



Part No: DTS7001  
Size: 411W×572D×280H mm



Part No: DTS7002  
Size: 411W×572D×380H mm



Part No: DTS7003  
Size: 566W×600D×700H mm



Part No: DTS7004  
Size: 566W×600D×800H mm



Part No: DTS7005  
Size: 566W×600D×1000H mm



Part No: DTS7006  
Size: 566W×600D×1250H mm



Part No: DTS7007  
Size: 566W×600D×700H mm



Part No: DTS7008  
Size: 566W×600D×1000H mm



Part No: DTS7009  
Size: 566W×600D×1000H mm



- Use in machinery and repairing with heavy load work place
- 4 inch stable polyurethane wheels
- offer customized size



Part No: CT1  
Size: 565W×570D×840H mm



Part No: CT2  
Size: 565W×570D×840H mm



Part No: CT3  
Size: 565W×570D×840H mm



Part No: CT4  
Size: 565W×570D×840H mm



Part No: CT5  
Size: 1150W×570D×870H mm



Part No: CT6  
Size: 1150W×570D×870H mm



Part No: CT7  
Size: 1150W×570D×870H mm



Part No: CT8  
Size: 1150W×570D×870H mm



**Tool Classification Cabinet**

- Mainly used for material and tool classification, apply to all kinds of tools, parts, convenient of access
- Shelf, perforated panel, louver blade panel and tool drawer can be added



**GT-1**



**GT-2**



**GT-3**



**GT-4**



**GT-5**



**GT-6**




**GT-7**



**GT-8**



**GT-9**



**GT-10**



**GT-11**



**GT-12**





**Tool Classification Cabinet**

- Mainly used for material and tool classification, apply to all kinds of tools, parts, convenient for access
- Shelf, Perforated panel, louver blade panel and tool drawer can be added
- Non ESD type



**GT-13**  
Size: 900W×500D×1800H



**GT-14**  
Size: 900W×400/600D×1800H



**GT-15**  
Size: 1000W×600D×1800H



**MD-1**  
Bin quantity:70 PCS  
With Drawer inside:Blue, Yellow, Red  
Exemal dimension: 1050W×400D×1760H



**MD-2**  
Bin quantity:70 PCS  
With Drawer inside:Blue, Yellow, Red  
Exemal dimension: 1050W×500D×1760H



**MD-3**  
Bin quantity:80 PCS  
With Drawer inside:Blue, Yellow, Red  
Exemal dimension: 1050W×540D×1550H



**GT-16**  
Size: 1000W×600D×1800H



**GT-17**  
Size: 1000W×600D×1800H



**GT-18**  
Size: 1000W×600D×1800H

**Icc Fireproofing Cabinet**

- Mainly used for storing inflammable liquidd and some dangerous chemicals, different sizes of fireproofing cabinets can provide a safe storage space

Icc fireproofing cabinet FD-1 type

Part NO.	Series	Size(mm)	Adjustable layer Qty	Capacity
TFP14451	Single door series	430W×430D×560H	1	4Gallon/15Litres
TFP15481	Single door series	590W×460D×890H	1	12Gallon/45Litres
TFP15411	Single door series	590W×460D×1120H	1	15Gallon/57Litres



Icc fireproofing cabinet FD-2 type

Part NO.	Series	Size(mm)	Adjustable layer Qty	Capacity
TFP10411	Double door series	1090W×460D×1120H	1	30Gallon/14Litres
TFP10412	Double door series	1090W×460D×1650H	2	45Gallon/170Litres
TFP18811	Double door series	860W×860D×1650H	2	60Gallon/227Litres
TFP10811	Double door series	1090W×860D×1650H	2	90Gallon/340Litres





**Antistatic Trolleys Series**

**Antistatic Light-Duty Trolley**

- Use for material circulation, can be combined into a variety of styles
- Optional standards parts can be added, such as single drawer, steel shelf
- Weight loading: 100kg (whole Trolley) ,30kg(each level)
- With four anti-static wheels, two with the brakes



Part No.: TFT07501  
Part Name: Antistatic Light-Duty Trolley TV1  
Size: 650×450×750mm



Part No.: TFT07502  
Part Name: Antistatic Light-Duty Trolley TV2  
Size: 650×450×1160mm



Part No.: TFT07503  
Part Name: Antistatic Light-Duty Trolley TV3  
Size: 650×450×750mm

- Use for material circulation less than 100 kg weight, and can be combined into a variety of styles
- Can be added with single drawer, Weight loading: 150kg (whole Trolley)  
With four anti-static wheels, two with the brakes
- shelf is ok



Part No.: TFT07504  
Part Name: Antistatic HDF top Trolley RV1  
Size: 600×500×750mm



Part No.: TFT07505  
Part Name: Antistatic HDF top Trolley RV2  
Size: 600×500×750mm



Part No.: TFT07506  
Part Name: Antistatic HDF top Trolley RV13  
Size: 600×500×750mm

**Antistatic Industrial Trolley**

- Use for materials and equipment circulation,
- Weight loading: 150kg (whole Trolley)
- With four anti-static wheels, two with the brakes



Part No.: TFT18601  
Part Name: Antistatic Industrial Trolley KV1  
Size: 780×600×800mm



Part No.: TFT18602  
Part Name: Antistatic Industrial Trolley KV2  
Size: 780×600×800mm



Part No.: TFT18603  
Part Name: Antistatic Industrial Trolley KV3  
Size: 650×450×750mm



Part No.: TFT28701  
Part Name: Antistatic Frame Type Trolley DV1  
Size: 840×700×720mm



Part No.: TFT28702  
Part Name: Antistatic Frame Type Trolley DV2  
Size: 840×700×1570mm



Part No.: TFT28703  
Part Name: Antistatic Frame Type Trolley DV3  
Size: 840×700×1570mm



**Antistatic Trolleys Series**

- Weight loading: 200kg whole Trolley,100kg/layer
- With four anti-static wheels, two with the brakes
- Stainless steel material and customized size are reasonable



Part No.: TFT38601  
Part Name: Antistatic Instrument trolley PV1  
Size: 750×600×(77-1220)mm



Part NO.: TFT38602  
Part Name: Stainless steel trolley SV1  
Size: 600\*400\*850mm



Part NO.: TFT38603  
Part Name: Stainless steel trolley SV2  
Size: 600\*400\*850mm

**Wire Mesh Trolley**



Part No.: TFT58601  
Part Name: Steel Mesh layer trolley UV1  
Size: 600×450×1600mm



Part No.: TFT58602  
Part Name: Steel Mesh layer trolley UV2  
Size: 900×450×940mm



Part No.: TFT58603  
Part Name: Steel Mesh layer trolley UV3  
Size: 900×450×1600mm



**Noiseless Trolley Series**

**Noiseless Trolley**

- Weight loading: 300kg, 250kg
- Castor and frame adopt noiseless materials,
- Suitable for high requirements of the environment, such as dust-free workshop, clean room and the hospital



Part No.: TFT48601  
Part Name: Noiseless Trolley IV1  
Size: 730×490×850mm



Part No.: TFT48602  
Part Name: Noiseless Trolley IV2  
Size: 825×500×915mm



Part No.: TFT48603  
Part Name: Noiseless Trolley IV3  
Size: 825×500×915mm



Part No.: TFT48604  
Part Name: Noiseless Trolley IV4  
Size: 730×490×870mm



Part No.: TFT48605  
Part Name: Noiseless Trolley IV5  
Size: 730×490×870mm



Part No.: TFT48606  
Part Name: Noiseless Trolley IV6  
Size: 825×500×890mm



Classification Rack



Single-side

- To guarantee large storage capacity in the limited space
- To move parts box safely and easily with single-side or double-side
- Single-side with one side accessories

Part No.	Series	size(mm)
TFR50141	M960Series	960×390×1480

Double-side

- To guarantee large storage capacity in the limited space
- To move parts box safely and easily with single-side or double-side
- Offer double sides accessories

Part No.	Series	size(mm)
TFR51141	M960Series	960×390×1480



Classification Rack

- Classification rack can be of free combination, classified as material classification and tools classification
- Hanger, perforated panel, louver blade panel and mobile wheels are optional
- To hold all kinds of tools, parts, convenient for access
- Single-side, Double-side has difference between accessories quantity

Single-side Classification Rack

Part No.	Series	size(mm)
TFR60751	M750 Series	750×350×1500
TFR60901	M900 Series	900×350×1500

Double-side Classification Rack

Part No.	Series	size(mm)
TFR61751	M750 Series	750×600×1500
TFR61752	2M750 Series	2M750×600×1500



Movable Double side Classification rack

Part No.	Series	size(mm)
TFR62751	M750 Series	750×600×1500
TFR62752	2M750 Series	2M750×600×1500



Double-side Classification Rack

Part No.	Series	size(mm)
TFR61901	M900 Series	900×600×1500
TFR61902	2M900 Series	2M900×600×1500



Movable Double side Classification rack

Part No.	Series	size(mm)
TFR62901	M900 Series	900×600×1500
TFR62902	2M900 Series	2M900×600×1500





**Smoke Cleaning Series**

**Welding Fume Extraction System**

- TF - TC welding smoke purification system consist of the purifier host, smoke arm, the hood, pipeline and bracket, etc, can realize the extraction, conveying, and purification of the welding smoke.
- The system adopts imported special fan, with big air volume, small air pressure and noise, continuous operation, control mode adopts intelligent control, automatic control, sound and light alarm.
- Filtration system consists of two parts, pre filter and the main filter, HEPA's eventually filtration rate was 99.997%, to 0.3 micron particles chemical filter, can effectively remove the harmful gas from the air.

Specification	E 200S	E 200D
Fan pressure	3200pa	3200pa
Fan Volume	190m3/h	190m3/h
System volume	150m3/h	150m3/h
rated output	135W	135W
Voltage	220v	220v
Noise	52db	52db
Control type	Intelligent control, automatic speed regulation, sound-light alarm	Intelligent control, automatic speed regulation, sound-light alarm
External size	285W×280D×340H(mm)	285W×280D×340H(mm)
Weight	12kg	12kg



Single Operator fume purifier E 200S



Double Operator fume purifier E 200D



**Multi-Operator Welding Fume Purifier System**

- TF - PF series multi-operator welding fume extraction system, a host can support multiple location of manual welding
- According to the actual work needs, different models are optional, a host can take four to thirty manual welding stations
- Characteristic is that control system uses speed regulation with PWM, feedback signals to degree of the vacuum, automatically maintain a system of vacuum degree, to ensure the required flow rate of each work station





### Task Chair

- Antistatic polyurethane work chair, for research, designing and manufacture factory, beautiful and durable
- Ergonomic design, comfortable, anti fatigued, durable, anti-static:  $10^6 - 10^9 \Omega$
- All chairs could be equipped with high rod, metal foot ring, handrails, chair glid, castor wheels and aluminum alloy metal wheel.  
ESD Polyurethane chair, ESD Fabric chair, ESD Vinyl Chair.



### Antistatic Chairs

- High quality ESD polyurethane chair
- ESD Polyurethane Foaming. Soft chair seat and back, good resilience, and has the characteristics of high strength, High abrasion resistance and solvent resistance. Can be use in clean room.



**Part No:DTW01010**  
Task Polyurethane Chair K1  
Size: Chair seat 390×415mm, Chair back 255×390mm  
Standard adjustable height:430-550mm  
Other itmes: Footring, other height



**Part No:DTW01020**  
ESD Polyurethane Chair K2  
Size: Chair seat 440×470mm, Chair back 306×420mm  
Standard adjustable height:620-840mm  
Other itmes: Footring, other height



**Part No:DTW01030**  
ESD Polyurethane Chair K3  
Size: Chair seat 430×445mm, Chair back 370×390mm  
Standard adjustable height:430-550mm  
Other itmes: Footring, other height



**Part No:DTW01040**  
Task Polyurethane Chair K4  
Size: Chair seat 390×415mm, Chair back 255×390mm  
Standard adjustable height:430-550mm  
Other itmes: Footring, other height



**Part No:DTW01050**  
ESD Polyurethane Chair K5  
Size: Chair seat 420×400mm, Chair back 360×280mm  
Standard adjustable height:430-550mm  
Other itmes: Footring, other height



**Part No:DTW01060**  
ESD Polyurethane Chair K6  
Size: Chair seat 400×430mm, Chair back 320×385mm  
Standard adjustable height:430-550mm  
Other itmes: Footring, other height



**Part No:DTW02010**  
DES Polyurethane Stool M1  
Size: Chair seat 320×360mm  
Standard adjustable height:440-580mm



**Part No:DTW02020**  
Task Polyurethane Stool M2  
Size: Chair seat 289×245mm  
Standard adjustable height:440-580mm



**Part No:DTW02030**  
DES Polyurethane Stool M3  
Size: Chair seat 340×360mm  
Standard adjustable height:440-580mm



**Part No:DTW02040**  
Task Polyurethane Stool M4  
Size: Chair seat 190×429mm  
Standard adjustable height:440-580mm



**Part No:DTW02050**  
Task Polyurethane Stool M5  
Size: Chair seat 430×430mm  
Standard adjustable height:440-580mm



**Part No:DTW02060**  
ESD Polyurethane Stool M6  
Size: Chair seat 320mm  
Standard adjustable height:440-580mm




ESD Vinyl & Fabric Chairs

- Thick sponge, bigger size seat and back are available
- ESD fabric material is sweat-absorbent and air permeable.
- For long time working on chairs
- Permanent ESD property 10<sup>6</sup> – 10<sup>9</sup>OHM



**Part No:DTW03010**  
ESD Vinyl Chair G1  
Size: Chair seat 430×400mm, Chair back 400×300mm  
Standard adjustable height:430-550  
Other itmes: Footring, other height




**Part No:DTW03020**  
ESD Vinyl Chair G2  
Size: Chair seat 430×400mm, Chair back 400×300mm  
Standard adjustable height:620-840  
Other itmes: Footring, Armrest, other height



**Part No:DTW03030**  
ESD Vinyl Chair G3  
Size: Chair seat 480×430mm, Chair back 430×400mm  
Standard adjustable height:430-550mm  
Other itmes: Footring, Armrest, other height



**Part No:DTW04010**  
ESD Vinyl Stool S1  
Size: Chair seat 320mm  
Standard adjustable height:440-580mm



**Part No:DTW04020**  
ESD Vinyl Stool S2  
Size: Chair seat 320mm  
Standard adjustable height:440-580mm



**Part No:DTW05010**  
ESD Fabric Chair Q1  
Size: Chair seat 480×430mm, Chair back 430×400mm  
Standard adjustable height:430-550mm  
Other itmes: Footring, Armrest, other height




**Storage Racking Series**

**Antistatic Rack & Storage Shelves**


- Storage shelves which made of high-quality cold-rolled steel have simple structure and beautiful appearance
- Articulated modular structure, without any bolts.
- Layer Height can be adjustable by every 50mm interval distance. Easy to install and move.
- Steel layer board, ESD laminate layer board and other material of layer board are available
- Weight loading: (light duty) 100kg/layer , (medium duty) 300kg/layer
- Customized sizes according to the customers' demand
- Color of the ESD shelves: gray

Part No.	Series	size(mm)
TFR01252	Light duty shelves	1200×500×2000
TFR01552	Light duty shelves	1500×500×2000
TFR01562	Light duty shelves	1500×600×2000
TFR11252	Medium duty shelves	1200×500×2000
TFR11552	Medium duty shelves	1500×500×2000
TFR11852	Medium duty shelves	1800×500×2000
TFR11562	Medium duty shelves	1500×600×2000
TFR11862	Medium duty shelves	1800×600×2000



**Antistatic Attic Rack**

- Widely used in automobile, electronics, light industry, machinery industry, Manual access mode.
- Consists of shelves and floor system.
- Floor made of cold-rolled steel material, interlocking structure; floor and beams are locked by the locking mechanism, with high precision, smooth surface, easy to lock, strong carrying capacity, and easy to match the lighting system, convenient for access and management
- A variety of floor types are optional such as conventional planar, convex point type and hollow type.
- Unit shelves: Loading within the 500kg each layer; floor plate bearing 300-800 Kg/M<sup>2</sup>
- First floor height is 2.2m --- 2.7 m, top shelf height is usually 2.5 meters, convenient for operation.
- General attic shelf with a stair, can also be equipped with hydraulic lifting platform, slide or elevator, or the goods shipped to the upstairs by the forklift truck.
- Convenient and flexible for installation and disassembly, and flexibly designed into the two or three layers to save the space







### Ionizing air blower

- Fashionable and novel appearance
- Thin, light, convenient and practical.
- With large ion output volume, can eliminate static quickly.
- Optional air speed (you can choose any air speed you like)
- Convenient maintenance, assemble and disassemble front and back cover, easy to clean.
- Strict safety protection fittings.
- Can be used in many different situations.



Desktop Ionizing Air Blower

Model: DTDC001

Discharge speed:  $\leq 2s$  (300mm testing center from the air outlet)

Effective working range: 1200\*600mm (L\*W)

Air volume: 0-95CFM



Two-fans Overhead Ionizing Air Blower

Model: DTDC002

Discharge speed:  $\leq 3s$  (450mm testing center from the air outlet)

Air volume: 2\*90CFM (adjustable)

Dimension: 640\*175\*124mm (L\*W\*H)



Three-fans Overhead Ionizing Air Blower

Model: DTDC003

Discharge speed:  $\leq 3s$  (450mm testing center from the air outlet)

Effective working range: 900\*600mm (L\*W)

Air volume: 3\*90CFM (adjustable)

Dimension: 840\*175\*124mm (L\*W\*H)



Four-fans Overhead Ionizing Air Blower

Model: DTDC004

Discharge speed:  $\leq 3s$  (450mm testing center from the air outlet)

Effective working range: 900\*600mm (L\*W)


Air volume: 4\*90CFM (adjustable)

Dimension: 1040\*124\*175mm (L\*W\*H)



### ESD mat/ESD floor

- ESD mat has two layer structure, surface layer is static dissipative layer, and the underlying layer is for conductive layer
- ESD Floor is permanent antistatic, wear resisting, corrosion resistance, PVC-coated
- Good acid proof, alkali proof, prevent chemical flux characteristics, and wear resistant
- Size: 1\*10m, 1.2\*10m, thickness: 2mm, 2.5mm, 3mm
- Surface Resistivity:  $10^7-10^9\Omega$
- Underlying Resistance:  $10^3-10^5\Omega$



### Tool hooks



Single straight hook



Single oblique hook



drill toolholder




Double straight hook



U-type hook



Straight hook



Round hook



Wrench bracket



Screwdriver holder



- Standard dry cabinet humidity range 1%~60%
- Offer ESD and Normal type with steel shelf
- Have dampproof, mouldproof, rustproof function
- Safe dry cabinet with PPS fireproofing material
- LED and LCD display for Dry cabinet to control the humidity easily

### Cubage: 540L

Outer size: W598\*D710\*H1465 mm Inner size: W596\*D682\*H1298 mm

Name	Number	Control range(RH)	Average power(W)	Shelf quantity
Middle humidity	CTA540D	20%~60% (Adjustable)	20	3
Low humidity	CTB540D	10%~20% (Adjustable)	40	3
Super low humidity	CTC540D	1%~10% (Full automatic)	60	3
ESD middle humidity	CTA540FD	20%~60% (Adjustable)	20	3
ESD low humidity	CTB540FD	10%~20% (Adjustable)	40	3
ESD super low humidity	CTC540FD	1%~10% (Full automatic)	60	3



### Cubage: 718L

Outer size: W598\*D710\*H1910 mm Inner size: W596\*D682\*H1723 mm

Name	Number	Control range(RH)	Average power(W)	Shelf quantity
Middle humidity	CTA718D	20%~60% (Adjustable)	20	5
Low humidity	CTB718D	10%~20% (Adjustable)	40	5
Super low humidity	CTC718D	1%~10% (Full automatic)	60	5
ESD middle humidity	CTA718FD	20%~60% (Adjustable)	20	5
ESD low humidity	CTB718FD	10%~20% (Adjustable)	40	5
ESD super low humidity	CTC718FD	1%~10% (Full automatic)	60	5



### Cubage: 870L

Outer size: W900\*D600\*H1890 mm Inner size: W898\*D572\*H1698 mm

Name	Number	Control range(RH)	Average power(W)	Shelf quantity
Middle humidity	CTA870D	20%~60% (Adjustable)	20	5
Low humidity	CTB870D	10%~20% (Adjustable)	40	5
Super low humidity	CTC870D	1%~10% (Full automatic)	60	5
ESD middle humidity	CTA870FD	20%~60% (Adjustable)	20	5
ESD low humidity	CTB870FD	10%~20% (Adjustable)	40	5
ESD super low humidity	CTC870FD	1%~10% (Full automatic)	60	5



### Cubage: 1436L

Outer size: W1200\*D710\*H1910 mm Inner size: W1198\*D682\*H1723 mm

Name	Number	Control range(RH)	Average power(W)	Shelf quantity
Middle humidity	CTA1436BD	20%~60% (Adjustable)	40	5
Low humidity	CTB1436BD	10%~20% (Adjustable)	80	5
Super low humidity	CTC1436BD	1%~10% (Full automatic)	120	5
ESD middle humidity	CTA1436BFD	20%~60% (Adjustable)	40	5
ESD low humidity	CTB1436BFD	10%~20% (Adjustable)	80	5
ESD super low humidity	CTC1436BFD	1%~10% (Full automatic)	120	5



#### ACL 380 Resistivity Meter

Accuracy:  $\pm 0.25$  decade in the dissipative range  
 Power supply: 9 volt alkaline battery  
 Test Voltage: 10 volts at values less than  $10^6$   
 100 volts at values of  $10^6$  and greater  
 Resistivity Limits:  $10^3 - 10^{11}$  ohms per square  
 Resistance Limits (when using external probes)  $10^3 - 10^{12}$  ohms  
 LED Colors: Green  $10^3 - 10^5$   
 Yellow  $3 \times 10^5 - 10^9$   
 Orange  $3 \times 10^9 - 10^{10}$   
 Red  $10^{11} - 10^{12}$



#### ACL 350 Digital Static Locator

3-1/2 digit LCD, automatically displaying measured voltage  
 Polarity: Automatic, positive implied, negative polarity indication  
 Zero: Semi-automatic "Push to Zero" feature  
 Response: Display updates three times per second  
 Range:  $0 \pm 80,000$  volts  
 Overall Accuracy: Better than  $\pm 10\%$   
 Battery SavRTM Timeout: After 90 seconds meter automatically shut off  
 Power: One (1) standard 9-volt battery, PROCELL, Eveready #1222 (NEDA 1604, JIS 006P, IEC 6F22)  
 Dimensions: 4.2" x 2.4" x 0.9"  
 Weight: 5 oz. (142 g)



#### ACL 800 Digital Megohmmeter

Measures resistivity, temperature, and humidity  
 Resistivity range:  $10^3 - 10^{12}$  ohms/square  
 Resistance range:  $10^3 - 10^{12}$  ohms  
 Relative humidity range: 10% to 90% RH  
 Temperature range: 32°F to 100°F (0°C - 37.7°C)  
 Test voltage range: 10v/100v  
 Accuracy:  
 $10^3 - 10^8$ ohms: 10%  
 $10^9 - 10^{10}$ ohms: 15%  
 $10^{11} - 10^{12}$ ohms: 25%  
 Alphanumeric LCD scale shows actual values



#### Comprehensive ESD tester

work environment: temperature 0`50°C , humidity20`85%RH  
 can test Wrist Strap Jacks, and ESD shoes  
 Wrist strap Jacks system:  
 $<750\Omega$  ( $7.5 \times 10^5\Omega$ ) (Low)  
 $7.50K\Omega$  ( $7.5 \times 10^5\Omega$ ) - $10M\Omega$  ( $1 \times 10^7\Omega$ ) (pass)  
 $10M\Omega$  ( $1 \times 10^7\Omega$ ) - $35M\Omega$  ( $3.5 \times 10^7\Omega$ ) (pass)  
 $>35M\Omega$  ( $3.5 \times 10^7\Omega$ ) (high)  
 ESD shoes system:  
 $<750\Omega$  ( $7.5 \times 10^5\Omega$ ) (Low)  
 $7.50K\Omega$  ( $7.5 \times 10^5\Omega$ ) - $10M\Omega$  ( $1 \times 10^7\Omega$ ) (pass)  
 $10M\Omega$  ( $1 \times 10^7\Omega$ ) - $35M\Omega$  ( $3.5 \times 10^7\Omega$ ) (pass)  
 $>35M\Omega$  ( $3.5 \times 10^7\Omega$ ) (high)  
 Size: D177mm\*W97mm\*H33mm